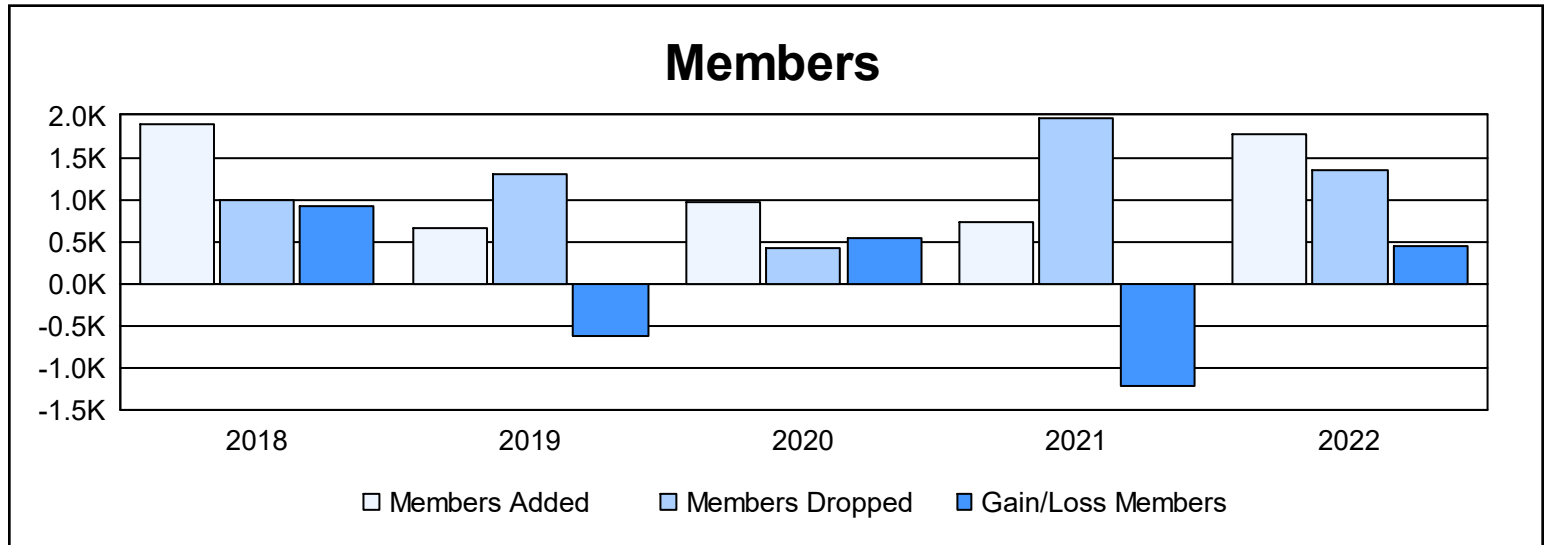
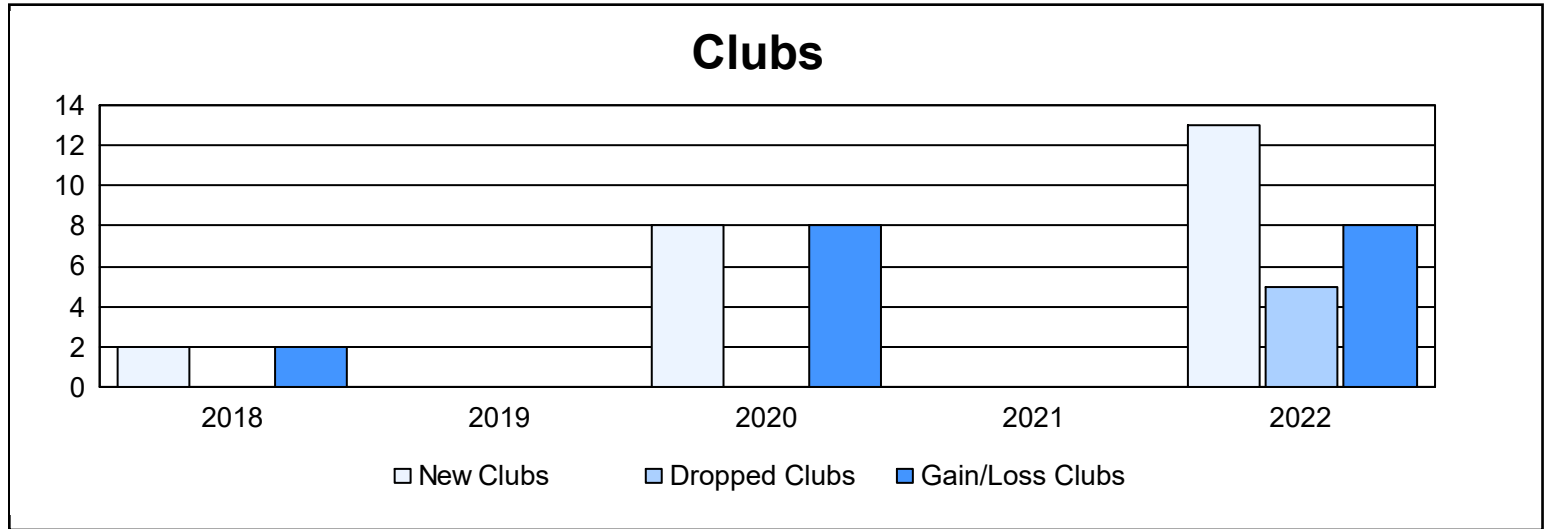
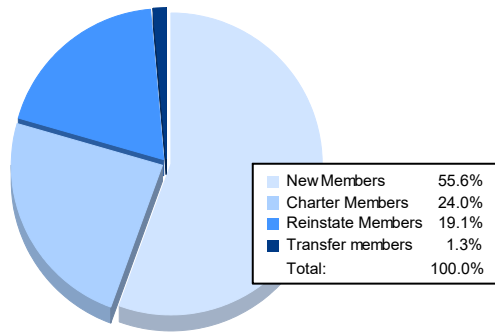


| Year | New Clubs | Dropped Clubs | Gain/ Loss Clubs | New Members | Charter Members | Reinstate Members | Transfer Members | Total Member Added | Total Members Dropped | Gain/ Loss Members |
|----------------|-----------|---------------|------------------|-------------|-----------------|-------------------|------------------|--------------------|-----------------------|--------------------|
| 2017-2018 | 2 | 0 | 2 | 1,741 | 106 | 35 | 19 | 1,901 | 993 | 908 |
| 2018-2019 | 0 | 0 | 0 | 609 | 9 | 39 | 11 | 668 | 1,293 | -625 |
| 2019-2020 | 8 | 0 | 8 | 593 | 273 | 59 | 29 | 954 | 413 | 541 |
| 2020-2021 | 0 | 0 | 0 | 602 | 37 | 84 | 17 | 740 | 1,955 | -1,215 |
| 2021-2022 | 13 | 5 | 8 | 986 | 425 | 339 | 23 | 1,773 | 1,338 | 435 |
| Average | 5 | 1 | 4 | 906 | 170 | 111 | 20 | 1,207 | 1,198 | 9 |



Membership Composition June 2022 Cumulative



Gender Composition June 2022 Cumulative

